

Pendant luminaire - Micro-prismatic diffuser - direct/indirect distribution - homogeneous light output through LED edge light injection

Ultra-flat luminaire housing, extruded aluminium profile, naturally anodised, visible installation height 30 mm; end faces and side parts made of naturally anodised aluminium with continuous longitudinal groove, rounded towards the bottom of the luminaire. Housing colour natural anodised aluminium; Direct/indirect light distribution, direct component using microprism made of PMMA, homogeneous light emission through lateral LED light coupling and overlying aluminium reflector with highly reflective white coating, with micro-perforation for the indirect light component; for workstations, omnidirectional glare reduction according to the current DIN-EN 12464-1 standard.

Integrated LED driver design.. Wired ready for connection via 7-pin connection terminal with plug-in contacts. Light Control: netlife easy01; Regiolux Classification: netlife easy; Control signal: DALI; Number of control gear (max): 32; Communication: Bluetooth; Sensor technology: PIR - passive infrared; Installation height (min/max): 2m to 5m; Monitoring area: max. D=7m; App name: Osram BT Config; Osram BT Control; Note: up to 4 DALI sensors or DALI push button coupler can also be connected; System extension: easy01S; Application: Office, Meeting rooms, Corridors, Classrooms, Secondary rooms; Function: Motion detection, Corridor function, presence detection, Daylight control, Tunable white (only with DT8 luminaires), Manual dimming. Y-wire suspensions and a ceiling canopy of extruded aluminium profile, with silver grey coated plastic end faces are included in scope of delivery.

## CHARACTERISTICS

Order number	43251028875
EAN number	4020863381715
Commodity code	94051190
Certification mark	IP 20, Protection class I, VDU 65°<3000, F, Indoor, CE
Impact resistance (IK rating)	IK03
Ambient temperatur	ta 25°C
Warranty period	5 years

## ELECTRICAL ENGINEERING

Controller	Electronic driver DALI (1 pcs.)
Light Control	netlife easy01
System output	55W
Mains voltage	230V/50Hz
Circuit breakers (inrush current)	13 pieces/B10, 24 pieces/B16, 25 pieces/C10, 40 pieces/C16
Energy efficiency class/light source	C

## LIGHTING TECHNOLOGY

Placement	LED, Colour rendering/Light colour CRI ≥ 80 / 4000K
Colour tolerance (MacAdam)	3SDCM
Nominal luminous flux	6295lm
LED service life	50000h L80/B10 (Tq 25°C)
Luminaire luminous efficiency	115lm/W
UGR lat./long.	18.2 / 18.3

## MECHANICS

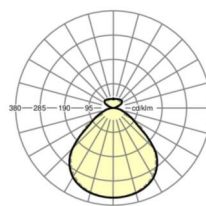
Housing colour	natural anodised aluminum
Dimensions (LxWxDxH)	1480mm x 330mm x 30mm
Weight (net)	7.9kg
Type of installation	Pendant individual mounting

## Dimensions

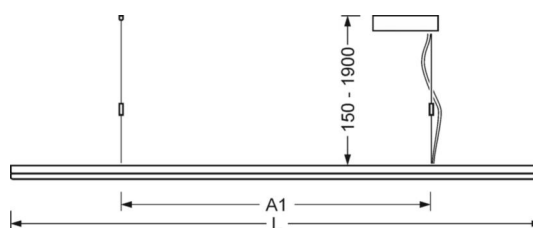
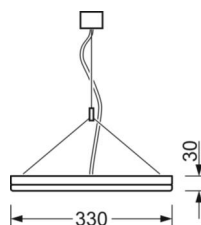
L	1480 mm	Length
B	330 mm	Width
H	30 mm	Height
A1	863 mm	Mounting distance single mounting
P min	150 mm	Minimum suspension length
P max	1900 mm	Maximum suspension length

## DEEP-LINK

<https://www.regiolux.de/en/article/43251028875>



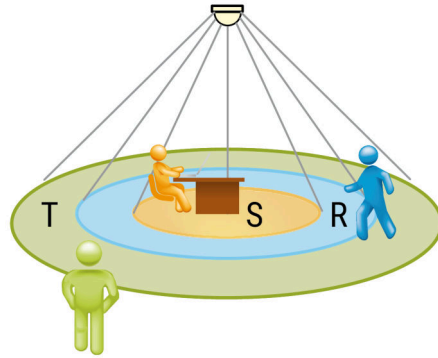
Reference	LED 6300lm 840
ηLB	100 %
Φ ↓/↑	84 % / 16 %
UGR lat./long.	18.2 / 18.3
VDU	65° < 3000cd/m²



## LC SYSTEM

### CHARACTERISTICS

Regiolux Classification	netlife easy
Control signal	DALI
Number of control gear (max)	32
Communication	Bluetooth
Sensor technology	PIR - passive infrared
Installation height (min/max)	2m to 5m
App name	Osram BT Config; Osram BT Control
Note	up to 4 DALI sensors or DALI push button coupler can also be connected
System extension	easy01S
Application	Office, Meeting rooms, Corridors, Classrooms, Secondary rooms
Function	Motion detection, Corridor function, presence detection, Daylight control, Tunable white (only with DT8 luminaires), Manual dimming



### MONITORING AREA

Mounting Height	2,5m	3,5m	5m
Ø max. sitting[S]	3,3m	5m	-
Ø max. radial[R]	5,3m	7m	7m
Ø max. tangential[T]	-	-	-

